EB Non-Inductive Metallized Polyester Film Series



- Non-inductive construction
- Flame retardant resin case
- Small sized and available for automatic insertion
- Applications : VTR and automotive electronics

Item	Characteristics
Operating temperature range	-40 ~ +85℃
Capacitance tolerance	±5% (J), ±10% (K), ±20% (M) at 1kHz, 20℃
Dissipation factor	0.01 max. at 1kHz, 20℃
Insulation resistance	WV≦100: C≦0.1μF : 10000MΩmin., C>0.1μF : 1000ΩF min. WV>100: C≦0.33μF : 30000MΩmin., C>0.33μF : 10000ΩF min.
Withstand voltage (Terminal to terminal)	Test voltage : Rated voltage × 1.6 (VDC) Test time : 2s

DRAWING

Unit : mm

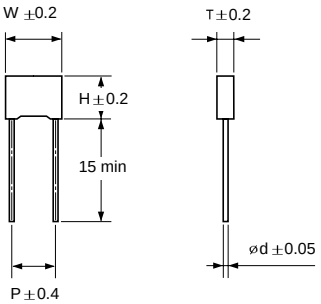

Lead cut

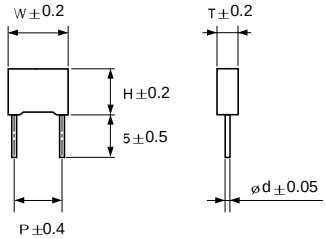

Lead Taping Capacitors for Automatic Insertion

LEAD SPACE : 5mm

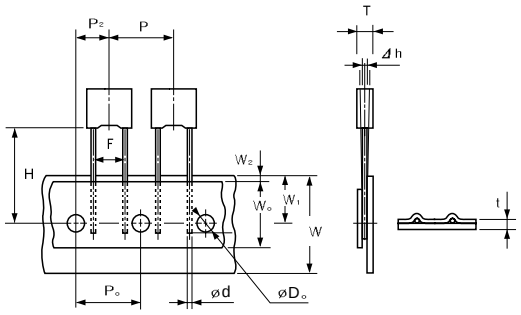

Unit : mm

Description	Symbol	Drawing	Tolerance
Lead wire diameter	ød	0.6	±0.05
Body pitch	P_1	12.7	±1.0
Feeding hole pitch	P_0	12.7	±0.3
Feeding hole off alignment	P_2	6.35	±1.0
Lead center spacing	F	5.0	+0.6,-0.2
Body inclination	Δh	0	±2.0
Length from seating plane	H	18.5	±0.75
Tape width	W	18.0	±0.5
Adhesive tape width	W_0	6.0	min.
Feeding hole off alignment	W_1	9.0	±0.5
Adhesive tape margin	W_2	2.0	max.
Feeding hole diameter	ø D_0	4.0	±0.2
Total tape thickness	t	0.7	±0.2
Taping code	Ammo	AG	

DIMENSIONS

Unit : mm

VDC(VAC) / μF Code	50 (30)					63 (40)					100 (63)				
	T	W	H	P	ød	T	W	H	P	ød	T	W	H	P	ød
0.001											3.0	7.2	6.5	5.0	0.6
0.0015											3.0	7.2	6.5	5.0	0.6
0.0022											3.0	7.2	6.5	5.0	0.6
0.0033											3.0	7.2	6.5	5.0	0.6
0.0047											3.0	7.2	6.5	5.0	0.6
0.0068											3.0	7.2	6.5	5.0	0.6
0.01											3.0	7.2	6.5	5.0	0.6
0.015											3.0	7.2	6.5	5.0	0.6
0.022											3.0	7.2	6.5	5.0	0.6
0.033											3.0	7.2	6.5	5.0	0.6
0.047						3.0	7.2	6.5	5.0	0.6	3.0	7.2	6.5	5.0	0.6
0.068						3.0	7.2	6.5	5.0	0.6	3.5	7.2	7.5	5.0	0.6
0.1	3.0	7.2	6.5	5.0	0.6	3.0	7.2	6.5	5.0	0.6	3.5	7.2	7.5	5.0	0.6
0.15	3.0	7.2	6.5	5.0	0.6	3.0	7.2	6.5	5.0	0.6	4.5	7.2	9.5	5.0	0.6
0.22	3.0	7.2	6.5	5.0	0.6	3.5	7.2	7.5	5.0	0.6					
0.33	3.5	7.2	7.5	5.0	0.6	3.5	7.2	7.5	5.0	0.6					
0.47	4.5	7.2	9.5	5.0	0.6	5.0	7.2	10.0	5.0	0.6					
0.68	5.0	7.2	10.0	5.0	0.6	5.0	7.2	10.0	5.0	0.6					
1.0	6.0	7.2	11.0	5.0	0.6										